

SPEC SHEET EISA-30

Quote/Order# _____

Company Name: _____

Attention: _____

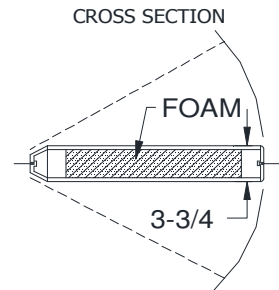
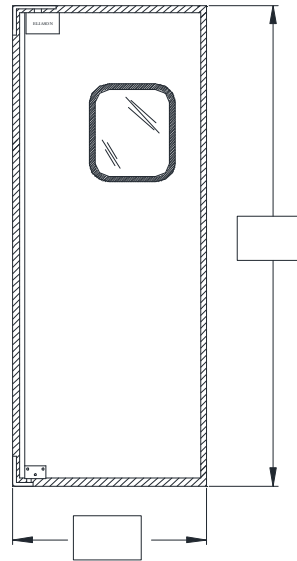
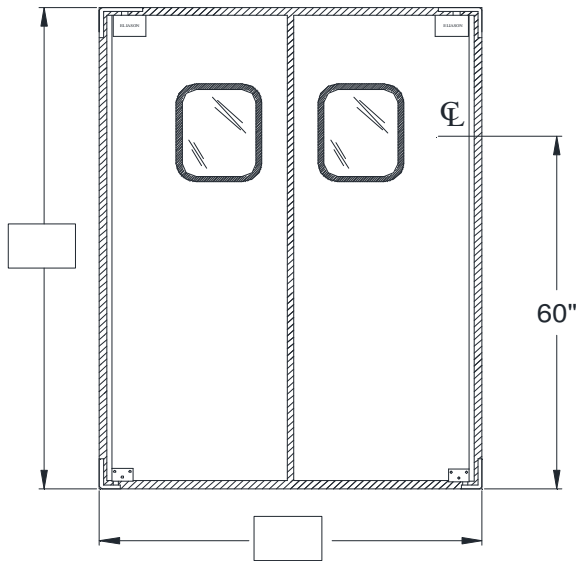
Email: _____

Phone#: _____

Job Name: _____

PAIR

SINGLE



* Single Leaf-- Specify Left or Right Hinge

Fill in Opening Size in the Blank Provided Above

STANDARD SPECIFICATIONS: Double-Action doors (NO EQUAL) as manufactured by Eliason Corporation. Door body 3-3/4" with 3-1/2" foam core and R value of 25, to comply with the 2007 Energy Independence and Security Act. High impact, thermoplastic material surface. Full perimeter seal gasket. 16" x 16" window set in a black window frame. Door assembly includes the original "NO SPRING" Easy Swing® hinges and both 1/4" - 20 x 1" thread cutting screws and #14 -1-1/2" sheet metal/wood screws for jamb by others.

INSTALLATION DETAILS: Jambs must be plumb and square. Minimum double 2 x 4 inch wood construction or equivalent. Hollow metal jambs should be reinforced at hinge locations.

SPECIFIC DETAILS FOR DOOR CONSTRUCTION:

DOOR COLOR: Forest Green Cadet Blue White Metallic Gray Cloud Gray Antique White
 Chocolate Brown Red Medium Brown Royal Blue Navy Black Beige
 Off White Fudge Brown Gray

WINDOW: Standard 16" X 16" In Black Frame, Up 60" to Center of Window from Floor
 Other: _____

JAMB GUARD: 5" X 18"

PLATE: Specify Height: _____
 Color/Material: Black Same Color As Door Stainless Steel Other _____

BUMPER: Standard Black Tear Drop Polyethylene Height: 12 18 24 30 36 42
 Aluminum Bumper Strip:

OTHER SPECIFICATIONS: _____

APPROVED BY: _____

DATE: _____