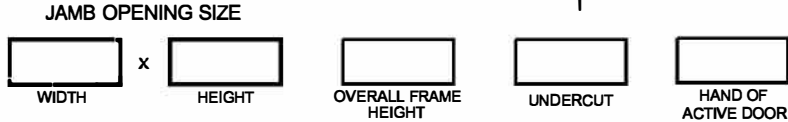
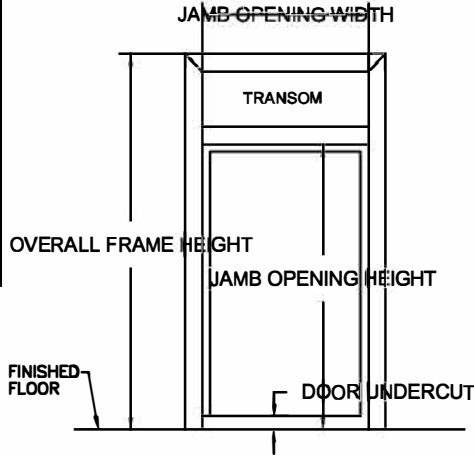


- COMMERCIAL DUTY
- HEAVY DUTY

- FIXED
- REMOVABLE
(SEE REMOVABLE HEAD DETAILS)
- TRANSOM**
- GLASS (BY OTHERS)
- FRP PANEL
- V BLADE LOUVER
- FLAT BLADE LOUVER



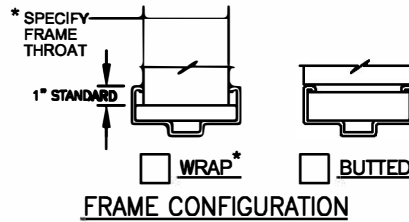
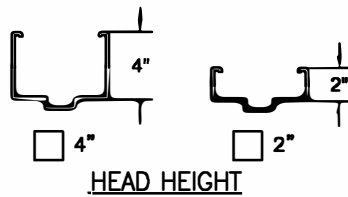
ROUGH OPENING:
OVERALL FRAME PLUS 1/4" ALL
AROUND TO ALLOW FOR FRAME SHIMS.

ELIASON STANDARD HARDWARE LOCATIONS WILL BE
PROVIDED UNLESS CUSTOMER SPECIFIES OTHERWISE.

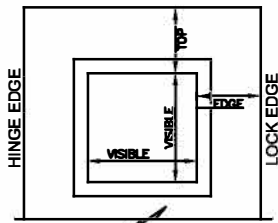
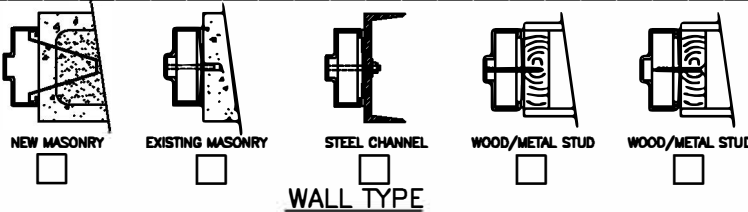
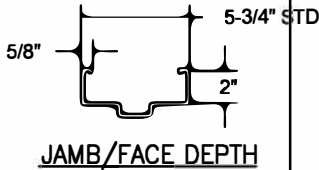
- 4-1/2" MORTISE HINGES
 - 3 4 5
- 5" MORTISE HINGES
 - 3 4 5
- CONTINUOUS HINGE *
- CYLINDRICAL 161 LOCK
- CYLINDRICAL DEADBOLT
- MORTISE DEADLOCK *
- MORTISE 86 LOCK
- MORTISE EXIT DEVICE
- RIM EXIT DEVICE
- SVR EXIT DEVICE
- CVR EXIT DEVICE *
- CLOSER
- PUSH/PULL PLATES
- SURFACE OH HOLDER/STOP
- CONCEALED OH HOLDER/STOP *
- SURFACE DOOR BOTTOM
- CONCEALED DOOR BOTTOM *
- OTHER *

COLOR

- POLAR WHITE
- CASHEW TAN
- MIST GRAY
- PRIMER
- OTHER _____



*MAKE & MODEL REQUIRED



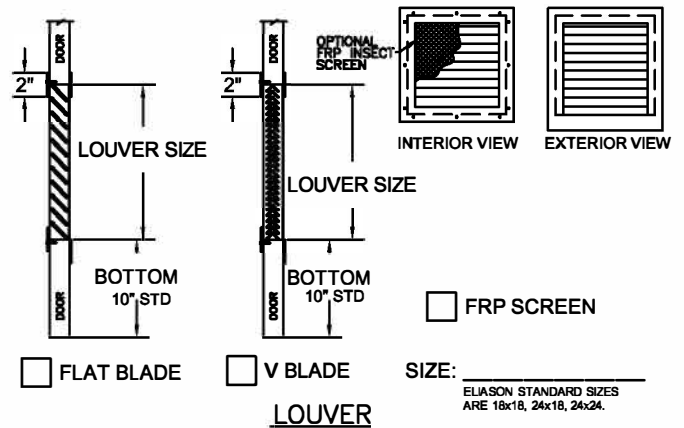
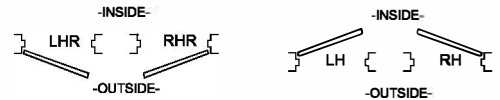
- STANDARD 1/4" GLASS SIZES:**
- 8 x 30 (6-1/2 x 28-1/2 VISIBLE)
 - 12 x 12 (10-1/2 x 10-1/2 VISIBLE)
 - 24 x 24 (22-1/2 x 22-1/2 VISIBLE)
 - 24 x 30 (22-1/2 x 28-1/2 VISIBLE)

- GLAZING TYPE AND THICKNESS:**
- 1/4" TEMPERED
 - 1/4" WIRE
 - 1/4" LEXAN
 - CUTOUT ONLY (NO KIT)
 - OTHER _____

- CUSTOM SIZES:**
- VISIBLE WIDTH _____
- VISIBLE HEIGHT _____
- TOP TO VISIBLE _____
- EDGE TO VISIBLE _____
- CENTER HORIZONTALLY

- GLAZING:**
- BY ELIASON BY OTHERS

VISION LIGHT



800.828.3655

CUSTOMER NOTES: _____

SINGLE DOOR / TRANSOM FRAME

CUSTOMER: _____
 PROJECT: _____
 DOOR MARK: _____