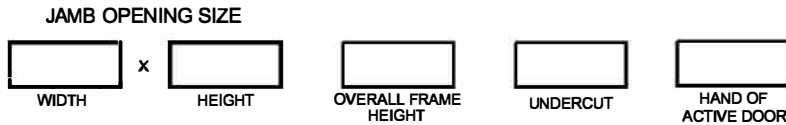
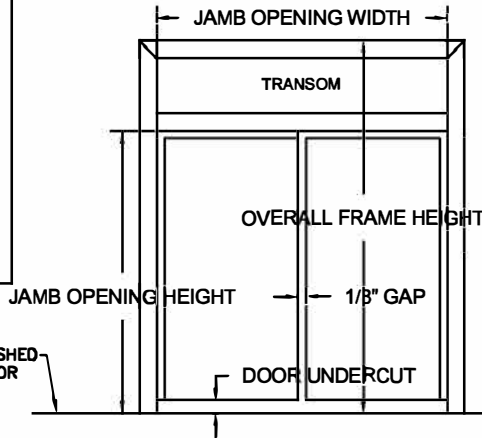


- COMMERCIAL DUTY
- HEAVY DUTY

INTERMEDIATE HEADER

- FIXED
- REMOVABLE
(SEE REMOVABLE HEAD DETAILS)
- TRANSOM**
- GLASS (BY OTHERS)
- FRP PANEL
- V BLADE LOUVER
- FLAT BLADE LOUVER



ROUGH OPENING:
OVERALL FRAME PLUS 1/4\"

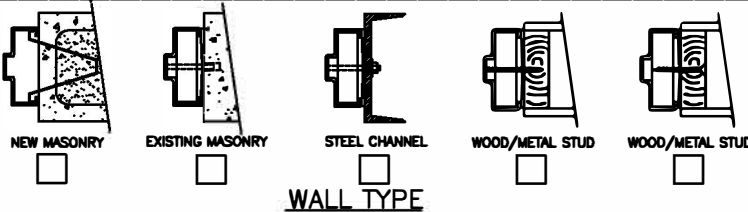
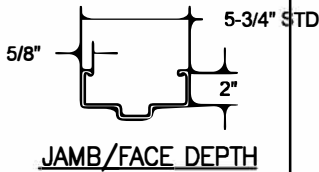
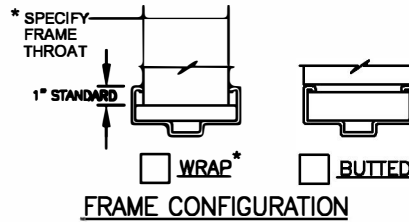
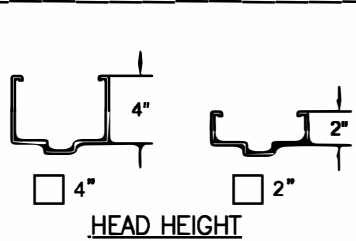
ELIASON STANDARD HARDWARE LOCATIONS WILL BE PROVIDED UNLESS CUSTOMER SPECIFIES OTHERWISE.

HARDWARE PREPARATIONS

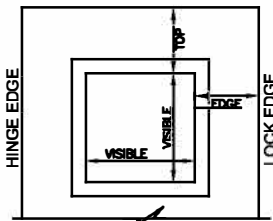
- 4-1/2\" MORTISE HINGES
 - 3 4 5
- 5\" MORTISE HINGES
 - 3 4 5
- CONTINUOUS HINGE *
- CYLINDRICAL 161 LOCK
- CYLINDRICAL DEADBOLT
- MORTISE DEADLOCK *
- MORTISE 86 LOCK
- MORTISE EXIT DEVICE
- RIM EXIT DEVICE
- SVR EXIT DEVICE
- CVR EXIT DEVICE *
- CLOSER
- PUSH/PULL PLATES
- SURFACE OH HOLDER/STOP
- CONCEALED OH HOLDER/STOP *
- SURFACE DOOR BOTTOM
- CONCEALED DOOR BOTTOM *
- MANUAL FLUSH BOLTS
- AUTOMATIC FLUSH BOLTS *
(wood type for UL rated)
- FRP ASTRAGAL
Installed on INA leaf STD
- OTHER*

COLOR

- POLAR WHITE
- CASHEW TAN
- MIST GRAY
- PRIMER
- OTHER _____



*MAKE & MODEL REQUIRED



STANDARD 1/4\" GLASS SIZES:

- 8 x 30 (6-1/2 x 28-1/2 VISIBLE)
- 12 x 12 (10-1/2 x 10-1/2 VISIBLE)
- 24 x 24 (22-1/2 x 22-1/2 VISIBLE)
- 24 x 30 (22-1/2 x 28-1/2 VISIBLE)

GLAZING TYPE AND THICKNESS:

- 1/4\" TEMPERED
- 1/4\" WIRE
- 1/4\" LEXAN
- CUTOUT ONLY (NO KIT)
- OTHER _____

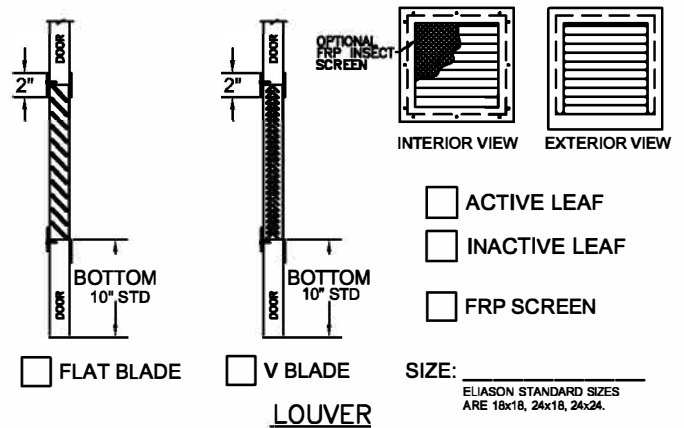
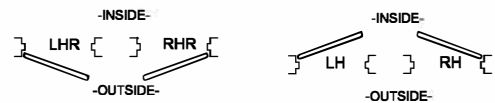
CUSTOM SIZES:

- VISIBLE WIDTH _____
- VISIBLE HEIGHT _____
- TOP TO VISIBLE _____
- EDGE TO VISIBLE _____
- CENTER HORIZONTALLY

GLAZING:

- BY ELIASON
- BY OTHERS
- ACTIVE LEAF
- INACTIVE LEAF

VISION LIGHT



- ACTIVE LEAF
- INACTIVE LEAF
- FRP SCREEN

SIZE: _____
ELIASON STANDARD SIZES ARE 18x18, 24x18, 24x24.

CUSTOMER NOTES: _____

DOUBLE DOOR AND TRNS FRAME

CUSTOMER: _____
PROJECT: _____
DOOR MARK: _____



800.828.3655