

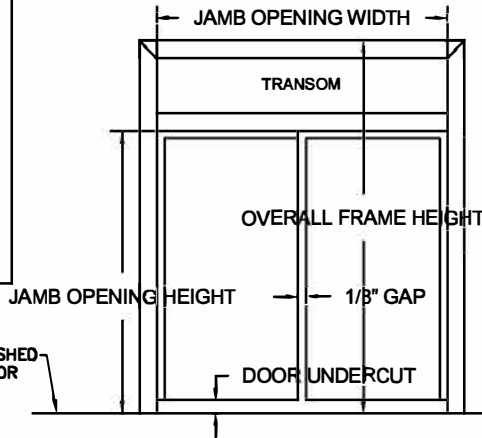
HEAVY DUTY

INTERMEDIATE HEADER

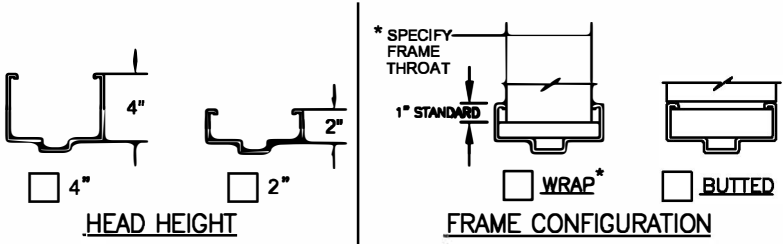
- FIXED
- REMOVABLE
(SEE REMOVABLE HEAD DETAILS)

TRANSOM

- GLASS (BY OTHERS)
- FRP PANEL
- V BLADE LOUVER
- FLAT BLADE LOUVER

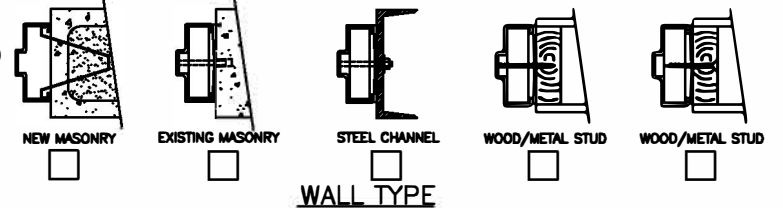
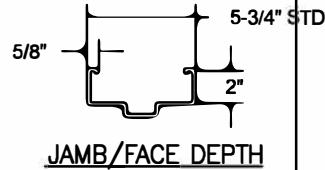


ROUGH OPENING:
OVERALL FRAME PLUS 1/4" ALL AROUND TO ALLOW FOR FRAME SHIMS.



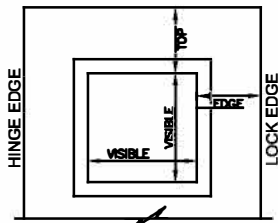
COLOR

- POLAR WHITE
- CASHEW TAN
- MIST GRAY
- PRIMER
- OTHER _____



HARDWARE PREPARATIONS AND REINFORCEMENTS

- 4-1/2" MORTISE HINGES
 - 3 4 5
 - 5" MORTISE HINGES
 - 3 4 5
 - CONTINUOUS HINGE REIN. *
 - CYLINDRICAL 161 LOCK
 - CYLINDRICAL DEADBOLT
 - MORTISE DEADLOCK *
 - MORTISE 86 LOCK
 - MORTISE EXIT DEVICE
 - RIM EXIT DEVICE
 - SVR EXIT DEVICE
 - CVR EXIT DEVICE *
 - CLOSER REIN.
 - PUSH/PULL PLATES REIN.
 - SURFACE OH HOLDER/STOP REIN.
 - CONCEALED OH HOLDER/STOP*
 - SURFACE DOOR BOTTOM REIN.
 - CONCEALED DOOR BOTTOM *
 - MANUAL FLUSH BOLTS
 - AUTOMATIC FLUSH BOLTS* (wood type for UL rated)
 - FRP ASTRAGAL
Installed on INA leaf STD
 - OTHER*
- *MAKE & MODEL REQUIRED



- STANDARD 1/4" GLASS SIZES:**
- 8 x 30 (6-1/2 x 28-1/2 VISIBLE)
 - 12 x 12 (10-1/2 x 10-1/2 VISIBLE)
 - 24 x 24 (22-1/2 x 22-1/2 VISIBLE)
 - 24 x 30 (22-1/2 x 28-1/2 VISIBLE)

CUSTOM SIZES:

VISIBLE WIDTH _____

VISIBLE HEIGHT _____

TOP TO VISIBLE _____

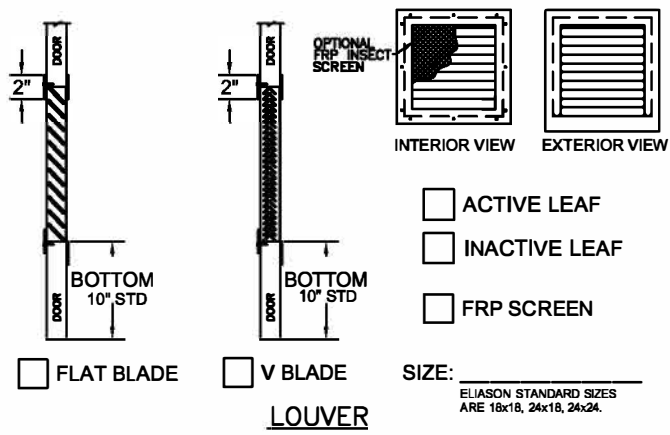
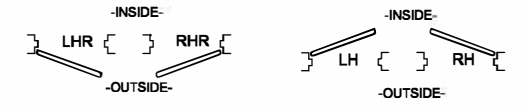
EDGE TO VISIBLE _____

CENTER HORIZONTALLY

- GLAZING TYPE AND THICKNESS:**
- 1/4" TEMPERED
 - 1/4" WIRE
 - 1/4" LEXAN
 - CUTOUT ONLY (NO KIT)
 - OTHER _____

- GLAZING:**
- BY ELIASON BY OTHERS ACTIVE LEAF
 - INACTIVE LEAF

VISION LIGHT



- LOUVER**
- FLAT BLADE
 - V BLADE
 - ACTIVE LEAF
 - INACTIVE LEAF
 - FRP SCREEN
- SIZE: _____
- ELIASON STANDARD SIZES ARE 18x18, 24x18, 24x24.

CUSTOMER NOTES: _____

DOUBLE DOOR AND TRNS FRAME

CUSTOMER: _____

PROJECT: _____

DOOR MARK: _____



800.828.3655